


DUTCHESS
COMMUNITY COLLEGE



2012
Graduate Survey

Status of Graduates
Fall 2011 – Spring 2012
Summer 2012

Counseling & Career Services
in conjunction with
Institutional Research
For Information call: 845.431.8040

Table of Contents

Introduction

Introduction and Overview of Survey	3
-------------------------------------	---

Part I: Survey Trends 2008-2012	4
--	---

Comparison of Transfer and Placement 2008-2012	5
--	---

Part II: Statistical Summary of Data Collected	6
---	---

Summary of Responses and Outcomes	7
-----------------------------------	---

Comparison of Degree Groups	8
-----------------------------	---

Summary of Employed Group Breakdown	9
-------------------------------------	---

Geographic Patterns of Employed Graduates	9
---	---

College Transfer Distribution	10
-------------------------------	----

Geographic Patterns of Transferred Students	10
---	----

Summary of Majors	11
-------------------	----

(Continued)	12
-------------	----

Part III: Sample Transfer Colleges and Employers	13
---	----

Sample Transfer Colleges	14
--------------------------	----

Sample Employers	15
------------------	----

(Continued)	16
-------------	----

Appendix	17
-----------------	----

Survey Questionnaire	18
----------------------	----

(Continued)	19
-------------	----

List of SUNY Colleges	20
-----------------------	----

Note: Despite limitations imposed by a self-reporting method, the data presented provides an overview of some assessment outcomes for Dutchess Community College graduates. It should be noted that while all graduates were asked to participate, because of the nature of community colleges, many students transfer or become employed before completing a degree and are not represented. Other factors, which must be considered when interpreting the data, are such external variables as labor market trends and enrollment limitations at four-year colleges. In addition, quantitative analysis does not take into account the overall impact of a college education on personal development.

Introduction

Each year the Office of Counseling and Career Services (C&CS), in conjunction with the Office of Institutional Research, surveys the previous year's graduates from Dutchess Community College. The college provides this information to students, employers, the community, and other educational institutions. Information is presented by each program emphasis and includes names of transfer colleges and employers.

In keeping with its mission, Dutchess Community College prepares students for both transfer to four-year institutions and for the work force. Dutchess Community College's role as a *Community* College is evidenced by the fact that approximately 75% of our **employed** 2012 graduates remain in the Mid-Hudson Region. Also, approximately 76% of all 2012 graduates continue their education. It attests to the quality and reputation of Dutchess Community College that our graduates are well received by both employers and four-year colleges.

Dutchess Community College maintains articulation agreements with many four-year colleges. Transfer advising is made available to all students through a network including transfer advisors, workshops, and transfer college recruitment days. The college also provides comprehensive career guidance and job search assistance through individual career planning, a career library, a computerized career guidance system, seminars, and career fairs.

It is hoped that this report will provide information that will be helpful and pertinent to our students and constituents.

Additional copies of this report are available at:

Office of Counseling and Career Services
Student Services 301
Dutchess Community College
53 Pendell Road
Poughkeepsie, NY 12601-1595

Overview of 2012 Graduate Survey

The population surveyed consisted of 1,182 Dutchess Community College students who graduated in the Fall 2011 and Spring and Summer 2012 semesters, earning A.A., A.S., A.A.S. degrees or one-year Certificates. The report covers information on college transfer and employment.

A combination of data was compiled from e-mail surveys, paper mailings, clearinghouse data and direct phone calls to graduates. A total of usable responses (73% of the graduate population) are included in the survey results. A copy of the survey data collection form is provided in the Appendix.

The following are some highlights from the 2012 Graduate Survey:

- 76%** of graduates responding to the survey transferred or continued their education
- 89%** of those who transferred, transferred to Colleges within New York State
- 56%** of those who transferred, transferred to within the SUNY system
- 75%** of those who were employed found employment in the Mid-Hudson Region

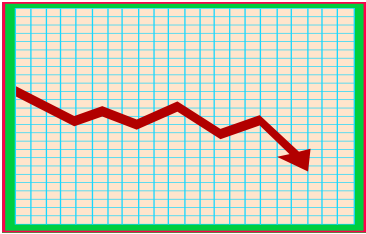
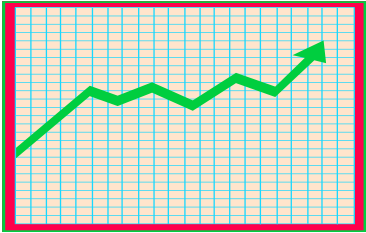
Although DCC Graduates transferred to nearly all of the SUNY four-year colleges, the following were most frequently represented in the data:

Albany	New Paltz
Binghamton	Oneonta
Cortland	Oswego
Empire State	Purchase

A sampling of private colleges to which DCC graduates transferred are the following:

Bard College
Cornell University
Manhattan College
Marist College
Mercy College
Mount Saint Mary's College
Pace University
Rensselaer Polytechnic Institute
Vassar College
Western Connecticut University

Part I
Survey Trends
2008 - 2012




Comparison of the Transfer and Placement Picture for: 2008 through 2012

	2008	2009	2010	2011	2012
# of Graduates Surveyed	926	1034	1044	1179	1182
# of Responses to Survey (Percentage) of total grads	648* 70%	772* 75%	726* 70%	880 75%	867 73%
Total Employed (Full/Part-Time) (Percentage) of total responses	271 42%	227 29%	293 40%	378 66%**	400 74%**
Transferred/ Continued Education (Percentage) of total responses	444 69%	597 77%	602 83%	659 75%	656 76%
<hr/>					
A.A. & A.S. Degrees Awarded*					
Employed	123	112	185	219	236
Total Transferred/ Continued Education	390	468	516	557	558
<hr/>					
A.A.S. & Certificate Degrees Awarded*					
Total Employed	149	115	108	173	181
Total Transferred/ Continued Education	54	132	86	135	135


*Graduates with dual majors are counted for each degree earned.

**Percentage calculated based on respondents who indicated employment status.

Part II Statistical Summary of Data Collected







Summary of Fall 2011, Spring & Summer 2012 Graduate Survey



Responses

Total Number of Graduates	1,182	100%	<input type="text" value="100%"/>
Responses Received	867	73%	<input type="text" value="73%"/>

Breakdown of Total Responses

Transferred/ Continued Education*	656	76%	<input type="text" value="76%"/>	
Employed**	400	74%	<input type="text" value="74%"/>	
Seeking Employment***	40	7%	<input type="text" value="7%"/>	
Armed Forces	2	<1 %	<input type="text" value="0%"/>	

* Includes Full and Part-Time Students. May also be employed.

** Employment percentage is calculated based on total of 540 respondents who answered employment questions. May also be in college.

*** May also be enrolled in College.

Comparison of Degree Groups

Associate in Arts (A.A)

Total Responses*	203	100%	<input type="text" value="100"/>
Transferred/ Continued Education	176	87%	<input type="text" value="87"/>
Total Employed	77	71%**	<input type="text" value="71"/>
Seeking Employment	6	6%**	<input type="text" value="6"/>

Associate in Science (A.S)

Total Responses*	440	100%	<input type="text" value="100"/>
Transferred/ Continued Education	382	87%	<input type="text" value="87"/>
Total Employed	159	65%**	<input type="text" value="65"/>
Seeking Employment	22	9%**	<input type="text" value="9"/>

Associate in Applied Science (A.A.S.) & Certificate

Total Responses*	269	100%	<input type="text" value="100"/>
Transferred/ Continued Education	135	50%	<input type="text" value="50"/>
Total Employed	181	82%**	<input type="text" value="82"/>
Seeking Employment	18	8%**	<input type="text" value="8"/>

Note: Transferred includes those students enrolled full- and part-time. Total employed includes those students working full- and part-time. It is noted that some students continue to work and go to school after graduation.

*Graduates with dual majors are counted for each degree earned.

**Percentages calculated based on total respondents in each degree group who responded to employment status.

Summary of Employed Group Breakdown



Total Employed	400	100%	<div style="width: 100%;"></div>
Respondents indicating Full- or Part-Time Status	341	85%	<div style="width: 85%;"></div>
Employed Full-Time	187	55%*	<div style="width: 55%;"></div>
Employed Part-Time	154	45%*	<div style="width: 45%;"></div>

* Percentage calculated includes only those respondents who indicated part-time or full-time employment status.

Geographic Patterns of Employed Graduates



Total Employed	400	100%	<div style="width: 100%;"></div>
New York State	345	86%	<div style="width: 86%;"></div>
Mid-Hudson Region (includes Dutchess, Ulster Orange, Westchester, Putnam, Columbia, and Greene Counties)	299	75%	<div style="width: 75%;"></div>
Dutchess County	225	56%	<div style="width: 56%;"></div>
Out of State	21	5%	<div style="width: 5%;"></div>

College Transfer Distribution



Total Survey Responses	867	100%	<div style="width: 100%;"></div>
Total Transferred/ Continued Education	656	76%	<div style="width: 76%;"></div>
Number Transferring Outside the SUNY System	280	43%	<div style="width: 43%;"></div>

Geographic Patterns of Transferred Students



Total Transferred/ Continued Education	656	100%	<div style="width: 100%;"></div>
Within N.Y. State	581	89%	<div style="width: 89%;"></div>
Outside N.Y. State	67	10%	<div style="width: 10%;"></div>
Within SUNY System	367	56%	<div style="width: 56%;"></div>
Outside SUNY System	280	43%	<div style="width: 43%;"></div>

Summary of Majors

Program		Degrees Awarded	Graduate Response	Transferred/Cont. Ed.	Employed
Associate in Arts					
LA-Humanities & Social Science	LAH	265	199	172	77
LA-Math	LAM	4	4	4	0
Sub Total		269	203	176	77
Associate in Science					
Adolescent Education/Biology	EDB	0	0	0	0
Adolescent Education/Chemistry	EDX	0	0	0	0
Adolescent Ed./Earth Science	EDS	0	0	0	0
Adolescent Education/English	EDL	11	10	11	4
Adolescent Education/French	EDF	0	0	0	0
Adolescent Education/History	EDH	15	15	14	5
Adolescent Education/Math	EDM	3	3	3	0
Adolescent Education/Spanish	EDP	0	0	0	0
Art Studies	ASP	7	7	6	2
Aviation Management	AVM	2	1	1	0
Aviation Science	AVI	0	0	0	0
Business Administration (T)	BAT	118	94	78	38
Communications & Media	COM	27	20	17	4
Computer Science	CPS	8	6	5	2
Criminal Justice-Police (T)	CRT	69	55	45	25
Early Childhood Education	EED	25	19	18	6
Elementary Education	EDC	38	32	30	11
Engineering Science	ENR	11	10	8	1
Exercise Science & Wellness	ESW	25	17	14	6
Fire and Occupational Safety	FIR	1	1	1	0
General Studies	GSP	45	35	30	12
Human Services	HMS	43	34	30	16
Information Management	INM	20	13	11	6
LA-Science	LAX	51	43	39	10
Performing Arts	PFA	11	7	6	4
Visual Arts Technology	VAT	22	18	15	7
Sub Total		552	440	382	159

Program		Degrees Awarded	Graduate Response	Transferred/ Cont. Ed.	Employed
Associate in Applied Science					
Accounting	ACC	12	7	5	5
Advertising-Commercial Art	CAR	14	11	5	7
Apprentice Training	APT	0	0	0	0
Architectural Technology	ARC	13	7	5	2
Business Administration	BUS	32	20	6	15
Child Care	CHC	1	1	0	1
Computer Information Sys	CIS	8	6	3	3
Construction Technology	CNS	9	6	3	5
Criminal Justice Police	CRJ	14	9	4	6
Early Childhood	ECH	15	8	2	8
Electrical Technology	ELT	6	3	1	3
Emergency Medical Tech	PAR	7	5	2	4
Fire Protection Technology	FPT	3	1	0	1
Medical Laboratory Tech	MLT	15	8	3	4
Mental Health Assistant	CMH	6	5	3	3
Nursing	NUR	94	62	24	52
Paralegal	PAL	28	17	5	14
Telecommunications/Verizon	TEN	14	7	5	4
Sub Total		291	183	76	137
Certificate					
Advanced Science and Mathematics	ASM	2	2	1	1
Air Conditioning & Refrigeration	ACR	5	1	1	1
Bookkeeping	BOK	4	3	1	3
Chemical Dependency	CDC	11	10	8	5
Child Care: Direct Care	DRC	1	0	0	0
Computer Assisted Drafting	CAD	1	0	0	0
Computer Networking	CNC	0	0	0	0
Computer Software Support	SSC	0	0	0	0
Dental Assisting	DAC	1	0	0	0
Early Childhood Caregiver	ECC	9	4	1	2
Java Advanced Programming	CJC	0	0	0	0
Music Performance	MPC	3	2	2	1
Paralegal	PLL	15	13	4	6
Phlebotomist	PDC	21	13	8	5
Teacher Assistant	TEA	49	38	33	20
Web Administration	WAC	0	0	0	0
Sub Total		122	86	59	44

Part III

Sample Transfer Colleges and Employers



Sample of Transfer Colleges Reported:

Arizona State University	Manhattan College (7)	SUNY Fashion Institute of Tech. (3)
Bard College	Maria College	SUNY Geneseo (2)
Berkeley College	Marist College (72)	SUNY IT at Utica-Rome (2)
Boston Architectural College	Mercy College (12)	SUNY New Paltz (177)
Brandman University	Mount Saint Mary College (23)	SUNY Old Westbury (4)
Bridgewater State University	NY Institute of Technology (2)	SUNY Oneonta (7)
College of New Rochelle	New York University (2)	SUNY Oswego (8)
College of Saint Rose (2)	Northeastern University	SUNY Plattsburgh (5)
College of Westchester	Nyack College	SUNY Potsdam (3)
Cornell University (5)	Oakwood University	SUNY Purchase (13)
Culinary Institute of America	Ohio State University	SUNY Stony Brook (4)
CUNY Baruch College (9)	Our Lady of Holy Cross College	Syracuse University (2)
CUNY Brooklyn College (5)	Pace University (9)	Temple University
CUNY City College	Paul Smith's College	Troy University
CUNY Grad. School and University	Pennsylvania College of Technology	University of Alabama
CUNY Hunter College (4)	Pennsylvania State University	University of Connecticut
CUNY John Jay College (10)	Potsdam	University of Hawaii at Manoa
CUNY Lehman College (3)	Pratt Institute (2)	University of Maryland
CUNY NY City College of Tech. (2)	Rasmussen College	University of Massachusetts at Boston
CUNY Queens College (2)	Rensselaer Polytechnic Institute (2)	University of Nevada Las Vegas
Depaul University	Ridley-Lowell Business and Tech. Inst.	University of New Haven
Devry University	Rochester Institute of Technology (3)	University of NC Wilmington (2)
Dominican University	Sacred Heart University	University of Phoenix (3)
East Carolina University (2)	Salve Regina University	University of South Florida (3)
Excelsior College (2)	San Diego State University	University of Tampa
Fisher College	Siena College	University of Texas Arlington
Florida Atlantic University	Southern Connecticut State University	Utica College (4)
Fordham University	Southern New Hampshire University	Vassar College
Georgia State University	St. Johns University (5)	Walden University
Gordon College	SUNY Albany (23)	Western Conn. State University (5)
Grand Canyon University (4)	SUNY Binghamton (16)	Westminster College of Salt Lake City
Howard University	SUNY Brockport (3)	Gordon College
Institute for Integrative Nutrition	SUNY Buffalo (4)	Coastal Carolina University
Institute of Audio Research & Tech.	SUNY Buffalo State	Xavier University
Iona College	SUNY Cobleskill (3)	
Johnson & Wales University	SUNY Cortland (14)	
Laboratory Inst. of Merchandising (2)	SUNY Delhi (2)	
Liberty University (2)	SUNY Empire State (17)	
Limestone College	SUNY Env. Science and Forestry (6)	

Sample of Employers Reported:

Abilities First
Acorns to Oaks
Adams Fairacre Farms
AllSpace Self Storage
Alternatives Credit Union
American List Council
Amtrak
Anderson Center for Autism
Arms Acres
Arroway Chevrolet/Cadillac
Astor Head Start - Wingdale
Baptist Home at Brookmeade
Bard College
Beacon High School
BJ's Wholesale Club
Bolt Marketing
Bright Horizons
Broadridge Financial Services
Buttermilk Spa
Cablevision
Campanella Fence Company
Cardinal Hayes
Care One
Catering in New York City
Children's Medical Group
Choptank Community Health Systems, Inc.
CIA Security, Inc.
City of Poughkeepsie Police Department
Community Care Pharmacy
Corner Stone & Children's Home
Country Club of Troy
Country Grove Children's Center
Country House Digital
County of Dutchess
Culinary Institute of America
David J. Clegg, Esq.
Destination Wedding
Dr. Garrison-Pediatrician
Dressel Farm
Dutchess ARC
Dutchess Community College Association
JP Morgan Chase
Lab Corp, Inc.
Dutchess Community College Day Care Center
Dutchess County Board of Elections
Dutchess County Central Services
Dutchess County Community & Family Services
Dutchess County Department of Social Services
Dutchess County Sheriff's Office
Dutchess Golf Course
Dutchess Surgical Associates
Elant, Inc., Fishkill
Emergency One Urgent Care
Empire State Building
Ferncliff Nursing Home
First Evangelical Lutheran Church
Genpak Engineering
Goldman, Juda and Eskew, P.A.
Graymoor Book and Gift Center
Greater Hudson Valley Family Health Center
Green Chimneys
Greystone Programs, Inc.
Hand & Stone Massage and Facial Spa
Hannafords Bros. Company
Happy Hours Day Care
Health Alliance of Hudson Valley
Health-Quest
Healy Mitsubishi
High Watch Recovery Center
Home Depot
Home Enrichment Company, Inc.
Hudson River Healthcare
Hudson Valley Cerebral Palsy Association
Hudson Valley Community Services, Inc.
Hudson Valley Federal Credit Union
Hudson Valley Fresh
Hudson Valley Mental Health
Hudson Valley Radiology
Hyatt Pump Services
Hyde Park Central School District
IBM
iConcept Media
Iron Sword Enterprises
JetBlue Airways
Project MORE, Inc. -Transitional Housing
PVH Corporation - G.H. Bass & Co.

LAZ Parking
 LET Consulting
 Little Explorers Day Care
 LoBiondo Law Offices
 Marist College
 Marlboro Free Library
 Mary Ellen Roth Agency, Inc.
 Memorial Sloan Kettering Cancer Center
 Mental Health America
 Metro-North
 Mid-Hudson Medical Group
 Mike Arteaga's Health and Fitness Center
 Millbrook Physical Therapy
 Mobile Life Support Services
 Monticello Central School District
 Mt. Kisco Medical Group
 Museum Of Science and Industry
 National Park Service
 New Horizons Resources, Inc.
 Catholic Charities of the Archdiocese of New York
 Newburgh Enlarged School District
 Nike Distribution Center
 Northeast Center for Special Care
 Northern Dutchess Hospital
 Northern Dutchess Paramedics EMS
 Northern Medical Association
 NYC Department of Environmental Protection
 Occupations, Inc.
 Omega Institute
 OMNI Medical Care
 Palumbo Group
 Park Center Nursery
 Paychex
 PepsiCo, Inc.
 Phoenix Global Marketing
 Pitney Bowes
 Planned Parenthood
 Porpiglia Farms
 Poughkeepsie Child Development Center
 Poughkeepsie Day School
 Premier Medical Group
 Putnam Humane Society
 Quest Env. Solutions and Technologies, Inc.
 Red Barn Farm & Nursery
 Red Mills Market
 Rhinebeck Bank
 Rite Aid
 River Aviation
 River Valley Nursing Home
 Rockinghorse Ranch
 Ronneybrook Farms
 Rosicki, Rosicki & Associates P.C.
 The Roundhouse at Beacon Falls
 Saint Francis Hospital
 Scarsdale Yoga Studio
 Sharon Hospital
 Solomon Real Estate
 Somers Manor Nursing Home
 Sprout Creek Farms
 Taconic Developmental Disabilities Services Office
 Taconic Resources for Independence, Inc.
 Timberlyn Heights
 Toyota
 Ulster County Health Families
 Ulster County Sheriff's Office
 Ulster Savings Bank
 Ulster-Green ARC
 United States Coast Guard
 United States Navy
 Unlimited Care
 Vassar Brothers Medical Center
 Vassar College
 Verizon Telecommunications
 Veteran's Administration Hospital at Montrose
 Victory Lake Nursing Home
 Wappinger Central School District
 Wells Fargo
 Westchester Health Associates
 Westchester Medical Center
 Westchester-Putnam Gastroenterology
 Wolf-tec, Inc
 Zumbach Electronics

APPENDIX

2012 Graduate Survey

Counseling & Career Services (845.431.8040) at Dutchess Community College congratulates you on earning your degree, and we would like to discover whether you have been successful in meeting your employment or transfer goals.

As a way of saying thank you, your name will be entered into a special raffle for survey participants. Completing this survey provides you:

A CHANCE TO WIN A GIFT CERTIFICATE FROM DCC'S BOOKSTORE.

Please take just a few minutes of your time to answer this very short survey. All information collected is strictly for research purposes and will only be shared in aggregate form. Your personal responses will remain completely confidential.

1. **Please enter your name here (Only one response per student will be entered into the raffle drawing):**

2. **Are you currently employed (either full-time or part-time)?**

- Employment in a job related to your program of study?
 Full-Time Part-Time
- Employed in a job not related to your program of study?
 Full-Time Part-Time
- Enter the military?
- Not working but seeking employment?
- Not working and NOT seeking employment?

If employed please enter:

Employer Name: _____

Your job title: _____

Are you employed in New York State? Yes No

If yes, what county are you employed in? _____

3. **After completing your program or leaving DCC, did you pursue additional education and/or transfer?**

Yes No

If yes, please tell us the name of the school in which you enrolled:

Is your college in New York State? Yes No

MAJOR: _____

4. Have you taken a Licensing or Certification Exam (i.e. NCLEX; Fitness Instructor; Clinical Lab Technologist)

Yes No

If yes, what exam did you take, and did you pass?

5. While at Dutchess Community College did you:

- Attend an on-campus Job Fair
- Attend a Transfer Fair or Transfer Panel
- Receive Career or Transfer assistance at Counseling and Career Services
- Attend an in-class workshop on Transfer or Career issues
- None of the above

6. Is your first/primary language:

English Other (please specify _____)

7. While at DCC, did you fall in to any of the following categories?

A displaced homemaker? Yes No

A single parent? Yes No

8. Family Income Level (if you live at home, indicate the combined income of your parents, if you live independently indicate the combined income of yourself and any other working individuals in your household)

- | | |
|--|--|
| <input type="checkbox"/> 0 - \$ 16,245 | <input type="checkbox"/> \$ 38,686 - \$ 44,295 |
| <input type="checkbox"/> \$ 16,246 - \$ 21,855 | <input type="checkbox"/> \$ 44,296 - \$ 49,905 |
| <input type="checkbox"/> \$ 21,856 - \$ 27,465 | <input type="checkbox"/> \$ 49,906 - \$ 55,515 |
| <input type="checkbox"/> \$ 27,466 - \$ 33,075 | <input type="checkbox"/> \$ 55,516 and up |
| <input type="checkbox"/> \$ 33,076 - \$ 38,685 | |

9. Size of family (include yourself, and apply the same definition of family as used in question 7 on family income):

- 1 3 5 7 9
 2 4 6 8 over 9 family members

Thank You

Thank you for participating in this short follow-up survey to help Dutchess County Community College continue to offer cost effective, quality programs to the community.

To ensure that we have the latest information please provide us with contact information to use, should you be the grand prize winner – telephone number and/or address.

The winning entry will be selected in June 2013, and we will use the contact information supplied to inform the lucky winner of the news. GOOD LUCK and THANK YOU!

List of SUNY Colleges

Adirondack Community College	Hudson Valley Community College
Brockport College	Jamestown Community College
Broome Community College	Jefferson Community College
Buffalo College	Maritime College
Cayuga Community College	Mohawk Valley Community College
Clinton Community College	Monroe Community College
College of Agriculture and Technology at Cobleskill	Nassau Community College
College of Agriculture and Technology at Morrisville	New Paltz College
College of Optometry	Niagara Community College
College of Technology at Alfred	North County Community College
College of Technology at Canton	Old Westbury College
College of Technology at Delhi	Oneonta College
College of Technology at Farmingdale	Onondaga Community College
College of Technology at Utica/Rome	Orange County Community College
Columbia-Greene Community College	Oswego College
Corning Community College	Plattsburgh College
Cortland College	Potsdam College
Downstate Medical Center (Brooklyn)	Purchase College
Dutchess Community College	Rockland Community College
Empire State College	Schenectady Community College
Environment Science and Forestry	Suffolk Community College
Erie Community College	Sullivan Community College
Fashion Institute of Technology	Tompkins Cortland Community College
Finger Lakes Community College	Ulster County Community College
Fredonia College	University at Albany
Fulton-Montgomery Community College	University at Binghamton
Genesee Community College	University at Buffalo
Geneseo College	University at Stony Brook
Herkimer Community College	Westchester Community College